

The Stitchers' Voice

VOLUME 2 - ISSUE 1
JANUARY, 2010



**HAPPY
NEW
YEAR!**

SHOPPE
FOCUS ON
**Laurel's
Stitchery**

WIN!
A \$100 Gift
Certificate

**DISCOVER
New Designs**

www.stitchersvillage.com

COVER story



NEW!
Blessings and Grace
by Glendon Place

Dating back to colonial times in America, the pineapple has come to symbolize hospitality, welcome, human warmth and good cheer in the home. This elegant and tasteful pineapple has a complimentary geometric border and includes the words "*Blessings and Grace Be To This Place*". Stitched entirely in full stitches with 7 variegated colors of Caron Wildflowers and a moderate amount of seed beads and bugle beads.

Stitched on 28ct Moonglow by Picture This Plus. Stitch count is 133w X 261h. Design area is 9 1/2"w X 18 5/8"h. Requires 3 colors of Mill Hill satin seed beads and 1 color of medium bugle bead.

Blessings and Grace will be released at TNNA's Nashville Wholesale Needlework Show in February, 2010.

www.glendonplace.net

NEW beginnings

Happy New Year and Happy New Decade to you all!

To celebrate the beginning of a brand new year, Jo and I decided that The Stitchers' Voice should get a make-over and become an e-zine - we hope you like the new format!

2009 was pretty tough for lots of people - here's hoping that 2010 brings much needed relief and happiness to those who have suffered hardship of any kind during the past year.

I have always found that when I need to sit quietly and think on something that might be bothering me, I get out my stitching. The gentle application of needle and thread to linen always manages to soothe my soul, and whatever is bothering me seems to be easier to deal with. My new year's resolution of taking life a little more gently will certainly ensure that I take more time to stitch over the next twelve months.


So, wherever you are in this world, and whatever your circumstances, I hope that your stitching helps to soothe your soul when troubled, and brings you joy every day of 2010.

Janie Hubble
Editor

in this issue

3  shoppe focus
on
Laurel's
Stitchery

6 competition
PAGE

4  learn
something
new by Jen
Funk Weber

7  what's
new and
what's
happening?

5  what to do
with all
that left-
over ham ...

THE STITCHERS' VILLAGE shoppe FOCUS

LAUREL'S STITCHERY - Virginia, USA

All of us here at Laurel's Stitchery had a great Christmas and we hope you did too!

We're into our eighth year of business now and we're still having a ton of fun! We're having so much fun that we've extended our Christmas Sale into the new year! Everything (excluding fabric and gift certificates) is 25% off until January 15 at 5:00PM Eastern time. Be sure to take advantage of the sale prices while they're still available!

Aside from the sale, we have a few other things going on. Our latest automatic shipment program is for the Little House Needleworks Ornament-of-the-Month series. This is a super cute series of ornaments to stitch for next Christmas!


One ornament will be shipped each month along with whatever extras you would like to add – fabric, beads, floss, etc. Shipping on each order within the United States is \$2.00 and international shipping is \$4.00. The first month's ornament is shipping now, so get signed up soon!

The Laurel's Stitchery Customer Loyalty Program will be starting soon too. We are looking for ten people to test the program once it's ready to put on the website. Contact us through our website if you would like to volunteer. Volunteers will receive a small gift for participating!

We're also looking for people who might be interested in a Norfolk area stitching meet-up. We have a nice conference room available in the same building as our office space. If you are interested, drop us an email and let us know days and times that would be good for you. We'll hopefully get something set up to start in February!

To find out more about Laurel's Stitchery, and to visit them on-line go to The Stitchers Village home page to be found at www.stitchersvillage.com and click on the bottom lefthand bank of shops – **Laurel's Stitchery is Shop 15.**

Laurel's Stitchery is our competition host for this month ... see Page 6 for all the details.





learn something NEW ...

by Jen Funk Weber

Happy New Year! Personally, I feel more "new" in spring, when the world around me appears new, but I appreciate the opportunity to start fresh any chance I get, and that's how I approach January first.

I like new: the smell of a new book, the deep red sprout of fireweed as it pokes through the earth, the first stitch of a new pattern, and, perhaps best of all, learning or discovering something new. The possibilities that exist at the beginning of a journey seem endless. Anticipation is exhilarating!

In November, I learned how to navigate and participate in the Village Tea Shoppe forums. Currently, I'm learning about the natural history of the Galapagos Islands and learning how to speak Spanish. This month, I plan to take my limited Spanish language skills to the Spanish Forum in the Tea Shoppe because I would like to learn embroidery-related terms and phrases. My goal is to stitch bookmarks with kids on Isla Isabela in March during the first part of the Bookmark Challenge. How's that for making the Challenge challenging? LOL! If you speak Spanish even a little, I hope you'll join me on the Spanish Forum and relieve poor Nela, who

does not yet know the havoc I am about to wreak.

It's invigorating to learn something new, as well as humbling, interesting, rewarding, and entertaining, even hilarious. Ultimately, learning boosts my confidence and gives me courage to keep trying new things. It opens doors to new opportunities, and it just plain makes me happy. No surprises there, really. Educators, psychologists, businesses, and governments have all researched the benefits of learning on kids, adults, the aged, workers, and society. Learning is good. We should all be learning.

That's easy for kids. Getting an education is their full-time job. Then they play sports, and participate in scouts and clubs, where they continue to learn and develop skills. For adults, however, learning something new isn't so easy. We have jobs; we have kids to chauffeur; we have parents or grandkids to tend. It can be hard to make time for ourselves, and even harder to muster the energy to do something challenging with what little personal time we can salvage.

Chances are you already carve out time to stitch (sitting in the

carpool line, waiting at the doctor's office, while others watch TV), and find value in the process as well as the result. Why not add a little learning to your needlework pursuits? Pick up a pattern that uses stitches you don't know; check out a library book that explains a new technique; purchase materials you've never tried; join a group or guild, in person or online; take a class. Discover something new, and revel in the satisfaction, pride, and pure joy of learning.

Let's carry the "New" of this New Year all the way through to December. If we do this, I promise it will be a memorable year.



ABOVE: Voy a enseñar una clase de pulsera en Enero. Vamos a hablar Inglés en la clase. (To the best of my knowledge, this says "I am going to teach a bracelet class in January. We will speak English in the class." I wonder if Enero and Inglés should be capitalized. Hmm.)

So ...
you cooked a
wonderful
ham for the
holidays and
there's still a
whole lot of it
left ...

Here are some delicious recipes using left-over ham and one for the best Greek Chicken in the World (well ... that's what it's called ... you need to do the taste test to see if it's true).

The chicken recipe is just in case you didn't have any ham left-overs and need some quick inspiration for dinner tonight!

LEFTOVER HAM BAKE

6 med. potatoes, sliced
3 tbsp. butter
3 tbsp. flour
1 tsp. salt
1/8 tsp. pepper
2 c. milk
1 1/2 c. grated Cheddar or Monterey Jack cheese
1 c. cubed leftover ham
1 c. bread crumbs
2 tbsp. butter, melted
Put potatoes in pan. Cover with water. Bring to a boil. Remove and drain immediately. Transfer to greased 2 quart casserole dish.
Make sauce: Melt 3 tablespoons butter in a pan. Stir in flour, salt, and pepper. Cook over low heat, stirring constantly. When thickened, add cheese, cooking until bubbly. Pour sauce over potatoes. Add ham; mix gently, so as not to break up potato slices. Sprinkle with the bread crumbs mixed with 2 tablespoons melted butter. Bake at 350 degrees for 1 hour or until bubbly.

These recipes and many more
can be found at www.cooks.com

HAM, CORN, AND POTATO CHOWDER

5 medium potatoes
1/3 cup minced onion
2 tbsp. butter
1-1/2 cups canned evaporated milk
8 oz leftover ham, diced
1 can Cream of Mushroom soup (10-3/4 oz)
Peel and dice potatoes, put in pan, cover with water, bring to boil. Boil until potatoes are just soft and tender. In a large skillet, melt butter, sauté onion for 5 minutes. Drain potatoes, set aside.
In a pot, add onions, milk, ham, cream of mushroom soup and potatoes. Cook over medium-low heat for 20 min, stirring occasionally. Add cream-style corn, salt and pepper. Bring to boil, reduce heat, simmer for 20 minutes. Add more salt and pepper to taste.
This is an easy chowder made with left-over holiday ham and what you probably all ready have on your shelves.

THE BEST GREEK CHICKEN IN THE WORLD

3 med. whole chickens
8 Idaho baking potatoes
1/2 c. olive oil
3 lemons, cut into wedges
Salt and pepper
Fresh oregano (generous amount)
1 stick butter
Place scrubbed potatoes with skins in oven at 375 degrees. Bake for 45 minutes or until done. After potatoes are baked, slice them 1 1/2 inches thick. Place sliced potatoes around freshly cleaned chickens in a large baking pan. Sprinkle chickens and potatoes with olive oil, salt and pepper, fresh oregano, and lemon juice. Place chunks of butter inside chickens and onto potatoes. Also place a lemon wedge freshly squeezed inside each chicken. Place inside oven at 325 degrees. Baste chicken and potatoes with juices from the pan for added moisture. Chickens will be done when skins are crispy brown and legs lift easily from the joint. Serve the meal with fresh Greek bread, slightly toasted.



DECEMBER
competition
WINNER!

Congratulations go to **GLENYS Kendrick** who correctly answered the question posed by Ros of Needle Ny-dle Noo.

Glenys wins a gift certificate to purchase goodies from Needle Ny-dle Noo to the value of AUD100.

The answer to December's competition was: La roseraie by The Cat's Whiskers Design Studio

NEW RULE FOR ENTERING TSV COMPETITIONS

In 2010 the Administration of The Stitches' Village has decided that anyone can enter the competitions we hold here in The Village, but only members will be considered in the running to win a prize.


If you are not already a member, why not head to The Stitches' Village website here:

<http://www.stitchersvillage.com/member.html> and fill in the form - it costs nothing to become a member, and we promise not to share your information with anyone.

TSV 12 DAYS COMPETITION winners names

- Day 1 Sheri Youngberg
- Day 2 Diana Jacobson
- Day 3 Susan McAndrew
- Day 4 Robin Thompson
- Day 5 Angela McManus
- Day 6 Lisa Maguire
- Day 7 Diane Jackson
- Day 8 Sandy Gelnow
- Day 9 Maureen Martello
- Day 10 Linda Hartman
- Day 11 Katri Rouhiainen
- Day 12 Cheryl Ann Peterson

JANUARY 2010 COMPETITION




Contained in this puzzle are several of Laurel's Stitchery's most popular brands. Find them and then count the total number of unused letters left in the puzzle. Email that number to Janie on: editortsv@stitchersvillage.com by end of day on Friday January 29, 2010 for a chance to win a \$100 gift certificate to spend at Laurel's Stitchery. Note: You must be a member of TSV to enter.

R I H S E A N L A E E H R H M D T E E L N D A H I
 E E C C E I C I Y T T I K Y H C T I T S K T I I U
 R M I U K I O C K S E E S E L C R I C K N I S Y O
 B M I T S N A E B R W H E K B T A L E R H T S M D
 I S M R L T E R O K E M O M A E E A E O Y A E S O
 O E A K A R B S R A E H T A A K L H L W L N M U R
 C O G Z C B C S R E K S I H W S T A C E H T I O A
 E S I T E E I T N J S A L I R A N E B L S R D B E
 A C N E S I I L U S D E T O E B E U K D U A N H S
 J E A O I N N S I R Y R S F S K G O E E B I I S C
 B O T L H R T E D A E E A O D R E H T E S L G E D
 H R I A P N E I E A W F N I S O H R I N D C H P R
 E H N W A N N O O O O E E T I W T C R E R R T C S
 W D G N Y K O I O S R R R T G E A S D S E E S N G
 G Y C L Y S S D D E K G S I S H S T N U H E T C W
 U T G D A I M R N I S S N S L T T E E O P K I C H
 R G Y P R A I R I E S C H O O L E R T H E F T K K
 E E L R N B T O B A L G W A E R R H S E H A C E O
 S R O O H G C C N R R G G O I W C U E L S R H E I
 I L R T R E G A T T O C Y R T N U O C T N M I K C
 A S I R G Y C R I C K E T C O L L E C T I O N T D
 L R N I D I B E C U N E E D L E M A N I A K G K G
 A N N C S R B E I B M S C S R E H T D L L K O R E
 O A R A H U I Y E T S H I K L I Z Z I E K A T E E
 D D T E I E A O M I S H I Z K S E S B C R N C E G

- Bent Creek
- Country Cottage
- Glendon Place
- Imaginating
- Little House Needleworks
- Mirabilia
- Prairie Schooler
- Stitchy Kitty
- The Workbasket
- Birds of a Feather
- Cricket Collection
- Glory Bee
- Ink Circles
- Lizzie Kate

- Calico Crossroads
- Dinky Dyes
- Heart in Hand
- Just Nan
- Midnight Stitching
- Needlemania
- Shepherds Bush
- The Gentle Art
- Weeks Dye Works
- My Big Toe
- Rosewood Manor
- The Cats Whiskers
- Trail Creek Farm

what's new | in the world of needlework?




New Release from X's and Oh's L-450
In His Hands
Using DMC floss, and Wichelt fabric
A wonderful sentiment from Designer **Pam Jordan**

New Release from X's and Oh's LL-TTE
Time To Eat
Using DMC floss and Zweigart fabric
Another true-to-life design from designer **Lisa Overduin**



New Release from X's and Oh's T-420
Blooming Pretty
Using DMC floss and Wichelt hand-dyed Jobelan
Designer **Jo Gatenby** presents the second in a set of four seasonal mini-bellpulls... with fun sayings!



what's happening | at the village shoppes?

Stitcher's Workshop (Shop 29 in The Village) and Threaded Needle Designs have teamed up to bring you a most incredible stitching experience!

Relax in the old world comfort of the Red Apple Inn nestled among the trees on Eden Isle at Heber Springs, Arkansas. Enjoy the awesome views of the Ozark Mountains and Greer's Ferry Lake while you stitch away on your own projects or one of the fun projects offered by local or international needlework teachers.

Our talented and diverse group of stitchers works in needlepoint, counted thread, surface embroidery and beading and are a wonderful resource for information about most any needlework technique. And, as a bonus, they are fun! The stitching room, with the floor to ceiling windows on two sides, erupts in laughter as fun loving folks enjoy each other and what they're doing. And we haven't even mentioned the food! Or the service! Come join us for time out of your busy life to work on projects you love with people who will quickly become your friends. Visit <http://www.needleworkhideaway.com> to learn more and sign up for a wonderful stitching adventure!

February 2010

Be sure to check out the What's New page in the February, 2010 issue of The Stitches Voice. February is TNNA Nashville Wholesale Needlework Market month

and lots of our Village designers will be releasing new designs there. We will be giving you a sneak peek of some of these designs. Choose your favorite designs, pop into any of the Village shoppes to place an order so that your shop-owner can get them in for you.

www.stitchersvillage.com